

# Special-Sensors for Automation



## Pressure-Level

- Compact model
- Programmable
- Analog output
- 2 switching points
- Level measuring



ISO 9001  
certified

# PRESSURE CONTROLLER

## Compact models with analog output and switching points

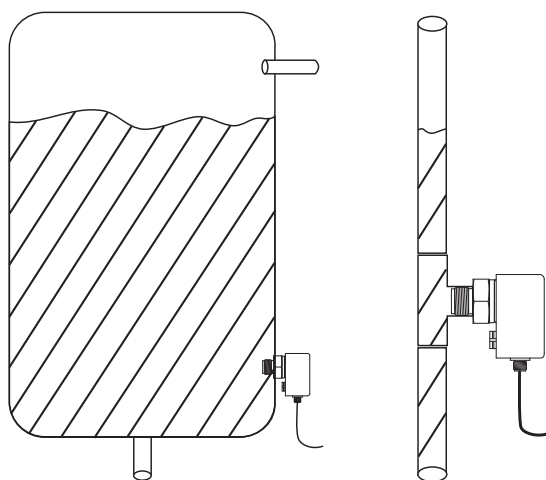


### Usage

This high performance device monitors pressure levels in pipes and containers. However, the high accuracy of its capacitive ceramic gauge head makes it an effective fill level monitor as well. It can record fill levels with an accuracy of one centimeter in containers that stand five meters tall. Measurement instruments with a 1000 mbar measurement range have proven to be very useful for these types of applications. When measuring the fill level of water, 10 mbar of pressure corresponds to 10 cm water height. The instrument displays the pressure value digitally. The fill level measurement is not effected by foam on the liquid's surface. Suspended matter inside the container will not effect the measurement either - as long as the matter does not disturb the pressure distribution in the area surrounding the sensor membrane. The pressure controller is a compact device that contains all the measurement and evaluation electronics. It is designed for use with 24 V DC. In addition to many programmable features, it also provides two PNP switch outputs and a 4 to 20 mA current output. Additionally we offer a model with 2 switching points and a rapid programming feature which can be used, for example, for minimum and maximum detection in a container. A model with one analog output only is also available.

### Functionality

The pressure controller is designed to be screwed into the wall of a pressure container or a pipe. The medium contacts the sensor's ceramic gauge head directly. A pressure mediating fluid is not used. The dry capacitive gauge head provides a high level of overload stability. The medium pressure will cause the measurement membrane to deflect by a maximum of 0.03 mm. At maximum deflection, the membrane lies against the ceramic carrier, thereby enabling an instrument designed for a pressure range of 0 to 16 bar to withstand an overload or pressure spike of up to 64 bar without being damaged. When the overload passes, the membrane returns to its neutral position without exhibiting any hysteresis.



Installation of the pressure controller

Deflection of the membrane against the ceramic carrier effects a capacity change that the integrated microprocessor-controlled evaluating electronics convert into a pressure-proportional DC signal of 4 to 20 mA. The measurement value is displayed on the four-digit LED display, whereby all values can be freely scaled to four digits with up to three decimal places.

The signal can be processed internally with buffering of up to 30 seconds, thereby making it possible to diminish pressure spikes in pipes.

Three buttons and a four-digit LED display enable the user to calibrate the sensor measurement range and to program the PNP switch outputs, and the buffering. Only a few button combinations are required to rapidly complete configuration.

Both integrated PNP switch outputs are freely programmable, allowing the user to adjust the limit value, hysteresis, and functionality type (normally closed or normally open) as needed. A LED signals the switching condition of the PNP switch outputs. The programmed data is stored in an EEPROM, providing security even in the event of power failure.

The sensors DN 752 GPP and DN 752 GA have a three-digit LED display and they allow a fast and easy programming for either two switchpoints or one analog output.

### Sealing materials

The sensor membrane must be resistant to the medium in which the sensor will be used. A fluoroelastomer (FPM) gasket is standard equipment.

### Resistance characteristics

Sign	FPM	EPDM	NBR	Kalrez
Trade name	Viton	Keltan	Perbutan	Kalrez
Water	++	++	++	++
Aromatic hydrocarbons	++	-	-	++
Halogenated solvents	+	-	-	+
Acid	++	+	-	++
Lye	-	++	+	++
Vegetable oil	++	-	++	++
Animal fat				
Fuel	++	-	+	++
Lubricating oil				
Hydraulic oil				

# PRESSURE CONTROLLER

## Compact model with 2 switching points



**Series DN 752**

**Monitoring sensor for gases and fluids**

**Fast and easy programming**

**2 independent switching points**

**7-segment display**

**Display rotatable**



<b>Design</b>	<b>DC PNP • G3/4</b>	
<b>Dimensions</b>		
<b>Sensing range</b> [bar]	0...1 relative	0...16 relative
<b>Output</b>		
<b>ID-No.</b>	<b>P72014</b>	<b>P72015</b>
<b>Type</b>	<b>DN 752 GPP-01</b>	<b>DN 752 GPP-16</b>
<b>Supply voltage</b> [V]	24 DC ±20%	
<b>Switching current</b> [mA]	200	
<b>Current consumption</b> [mA]	<50	
<b>Ambient temperature</b> [°C]	-20...+70	
<b>Medium temperature</b> [°C]	-20...+80	
<b>Compressive strength</b> [bar]	5	48
<b>Sensor material</b>	AISI 316 Ti	
<b>Material gauge head</b>	Ceramic	
<b>Sealing material</b>	FPM	
<b>Housing material</b>	PBT	
<b>Protection</b> [EN 60529]	IP 65	
<b>Connection</b>	<b>M12 connector</b>	
<p>1: BN 2: WH 3: BU 4: BK</p>		
<b>Accessories</b>	<b>Connecting cable Type SLG 4-2 (Z00445)</b>	

# PRESSURE CONTROLLER

Compact model with analog output



Series DN 752

Monitoring sensor for gases and fluids

Fast and easy programming

Analog output model

7-segment display

Display rotatable



Design	DC • G3/4	
Dimensions		
Sensing range	[bar] 0...1 relative	0...16 relative
Output		
ID-No.	P72016	P72017
Type	DN 752 GA-01	DN 752 GA-16
Supply voltage	[V] 24 DC ±20%	
Current output	[mA] 4...20 linear	
Load R <sub>L</sub>	[Ω] 200...500	
Current consumption	[mA] <50	
Ambient temperature	[°C] -20...+70	
Medium temperature	[°C] -20...+80	
Compressive strength	[bar] 5	48
Sensor material	AISI 316 Ti	
Material gauge head	Ceramic	
Sealing material	FPM	
Housing material	PBT	
Protection	[EN 60529] IP 65	
Connection	M12 connector	
Accessories	Connecting cable Type SLG 3-2 (Z01076)	

# PRESSURE CONTROLLER

Compact model with analog output  
and 2 switching points



Series DN 752

Monitoring sensor for gases and fluids

Linear current output 4...20 mA  
2 programmable switching points

NC/NO programmable

Display rotatable



<b>Design</b>	<b>DC • G3/4</b>	
<b>Dimensions</b>		
<b>Sensing range</b> [bar]	0...1 relative	0...16 relative
<b>Output</b>		
<b>ID-No.</b>	<b>P72012</b>	<b>P72013</b>
<b>Type</b>	<b>DN 752 GAPP-01</b>	<b>DN 752 GAPP-16</b>
<b>Supply voltage</b> [V]	24 DC ±10%	
<b>Current output</b> [mA]	4...20	
<b>Switching current</b> [mA]	200	
<b>Load R<sub>L</sub></b> [Ω]	0...400	
<b>Current consumption</b> [mA]	20	
<b>Ambient temperature</b> [°C]	-20...+70	
<b>Medium temperature</b> [°C]	-20...+80	
<b>Compressive strength</b> [bar]	16	64
<b>Sensor material</b>	AISI 316 Ti	
<b>Material gauge head</b>	Ceramic	
<b>Sealing material</b>	FPM	
<b>Housing material</b>	PBT	
<b>Protection</b> [EN 60529]	IP 67	
<b>Connection</b>	<b>M12 connector</b>	
<ul style="list-style-type: none"> <li>1: BN</li> <li>2: WH</li> <li>3: BU</li> <li>4: BK</li> </ul>		
<b>Accessories</b>	Connection cable Type SLG 4-2 (Z00445)	

# PRESSURE CONTROLLER

## Compact models with analog output and switching points



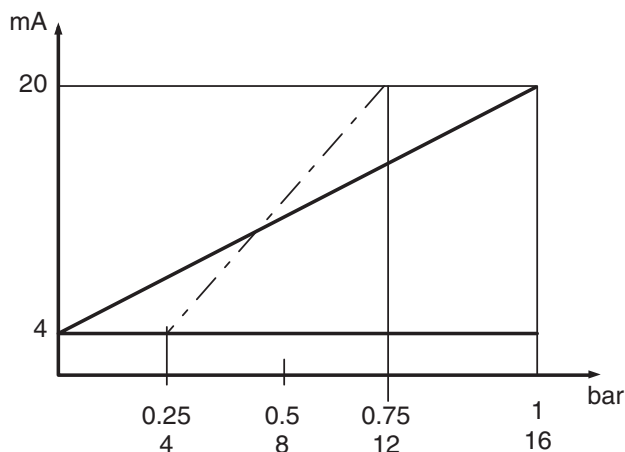
### Additional technical data DN 752 GAPP...

Output analog	4...20 mA
Linearity	≤0.2% of maximum value
Temperature drift	≤0.1% / 10 K of maximum value
Long time drift	≤0.1% / Year of maximum value
Influence of supply voltage	≤0.5% / 10 V of maximum value
Input/output resolution	16 Bit
Alignment range	zero point 0% - 95% / final point 3,3% - 100%
Adjustment range of damping	0...30 seconds

### Switching output

S1 / S2	PNP NO/NC programmable
Output voltage	+U <sub>B</sub> -1.5 V
Time delay	<8 ms
Rise time	<400 μs with R <sub>L</sub> <400 Ω or I <sub>L</sub> >4.5 mA, respectively

### Characteristics



### Notice

Install signal and measurement wires separate from power-carrying wires. Use only shielded wires for signals and measurement. Ground the shield only on one side. Operate inductive loads like relays or auxiliary contactors (used to avoid voltage spikes) only with a recovery diode or a RC module.

Before installation, make sure that the sensor membrane's gasket is suitable for the medium you will use. Our factory provides a fluoroelastomer (FPM) gasket.

The controller is delivered with pre-programmed default settings. You must first enter an access code if you wish to change the programmed parameters to meet your requirements. Please refer to the operating instructions manual for this code.

### Default setting

The pressure controller is programmed at the factory to enable immediate use with a default setting for the analogue output. The digital display shows the current pressure value.

### Operational and display elements

The display has four digits and shows the current pressure during operation. The LEDs for the S1 (SP1) and S2 (SP2) switching points illuminate when the respective switch output is activated.

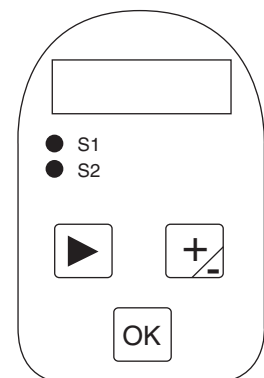
During the programming procedure, the LED display will show (alpha-numerically) either the numeral value just entered or the respective program step.

### Front view

7 segment Display

LED for each switching point

Keypad for programming



Program the controller by means of the programming buttons:

**OK button:** Enter the submenu and accept the selected values.

**Arrow button:** Jumps from one spot in the menu to another. Changes the +/- button's direction of action. Changes the setting in a selection menu.

**+/- button:** Adjusts the displayed value. Hold this button depressed to run quickly through the values.

The operating instructions describe how to program the operational parameters.

# PROCESS-SENSORS

## A selection



### Flow Controller

- Electronical monitoring of flow
- Lubrication monitoring
- Minimum rate 1 ml/min
- Reaction time 0.5 s



### Level Controller for Ex-applications

- For level monitoring in Ex-areas
- For temperatures -35...+200 °C
- With PTFE-connecting cable
- Sensors for the connection of amplifiers



### Level Controller

- For level monitoring -230...+230 °C
- For hot motor oil
- For liquid nitrogen
- For leakage detection
- For chemically aggressive media



### Ultrasonic

- Switching distance up to 5000 mm
- Level monitoring
- Watertight housing
- Teach-in functions



### Temperature Controller

- Compact model with digital display
- Monitoring of pipes and containers
- Temperature -40...+120 °C ( $\pm 0,3$  °C)
- Pressure up to 200 bar
- Multi use NO/NC + analog



### Infrared Detectors

- Measurement of temperature
- Monitoring of hot media
- Position control

